


Lenovo Product Carbon Footprint (PCF) Information Sheet


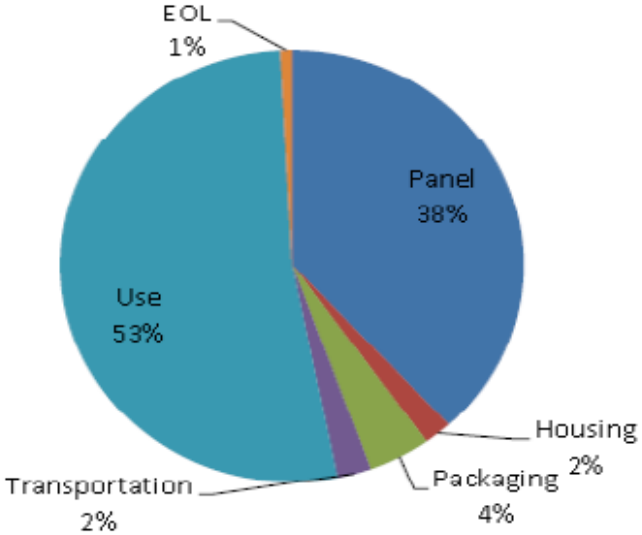
PC/Notebook/Monitor/Tablet

Commercial Name	ThinkVision L27q	
Model Number	65CE	
Issue Date	2016-10-20	

Product Environmental Attributes

(a) Product Carbon Footprint Value: 585 kg of CO₂e (see Note 1 below)

(b) Product Picture: **(c) Life Cycle Detail by Component & Life Stage (Pie Chart) :**

	 <table border="1" style="margin: 10px auto;"> <caption>Life Cycle Detail by Component & Life Stage</caption> <thead> <tr> <th>Component / Life Stage</th> <th>Percentage</th> </tr> </thead> <tbody> <tr> <td>Use</td> <td>53%</td> </tr> <tr> <td>Panel</td> <td>38%</td> </tr> <tr> <td>Housing</td> <td>2%</td> </tr> <tr> <td>Packaging</td> <td>4%</td> </tr> <tr> <td>Transportation</td> <td>2%</td> </tr> <tr> <td>EOL</td> <td>1%</td> </tr> </tbody> </table>	Component / Life Stage	Percentage	Use	53%	Panel	38%	Housing	2%	Packaging	4%	Transportation	2%	EOL	1%
Component / Life Stage	Percentage														
Use	53%														
Panel	38%														
Housing	2%														
Packaging	4%														
Transportation	2%														
EOL	1%														

Note 1:

All estimates of carbon footprint are uncertain. Lenovo reports the 95th percentile of the carbon footprint estimate to reflect that uncertainty. For this product, that estimate has a mean of 444 kg of CO₂e and standard deviation of 86 kg of CO₂e. Other organizations might report this value as 444 +/- 86 kg of CO₂e.

This PCF was generated using the Product Attribute to Impact Algorithm model, Version 12, Date: October 2016 (Product Type: Monitor), © Massachusetts Institute of Technology's Materials Systems Laboratory, August 2012. Please refer to the Intended Uses and Limitations of the PAIA Model, © Massachusetts Institute of Technology's Materials Systems Laboratory, August 2012 for further details. [Link to Document](#)

This calculation was based upon a Lenovo ThinkVision L27q with the assumptions and configuration described in the calculation assumptions in the next page.

This pie chart provides the percent contribution of the mean value for each element of the analysis for the full life cycle CO₂e impacts of the product. Individual elements displaying 0% are less than 0.5%.

Assumption Table					
Category	Element	Unit	Input	Mean	COV
Product Specifics	Product Weight	kg		7.5	Primary
	Form Factor	no unit	2560*1440		
	Screen Size	inches	27		
	Product Lifetime	years	3		
Location	Assembly Location	no unit	CN		
	Use Location	no unit	WW		
Transportation from Assembly to Customer	To country of use: by air	fraction	0		
	To country of use: by ship	fraction	1		
	To country of use: by rail	fraction	0		
	To country of use: by truck	fraction	0		
	In country of use: by air	fraction	0		
	In country of use: by ship	fraction	0		
	In country of use: by rail	fraction	0		
	In country of use: by truck	fraction	1		
End of Life	Fraction Recycled (remainder to landfill)	fraction	0.98		
	Fraction Shredded Recycling (remainder to manual)	fraction	0.9		

The PCF value is calculated using the specific attributes above for assembly, use and transportation mode. If you need any other country specific information, please contact environment@lenovo.com.

Notes:

Life cycle phases included in the streamlined Product Attribute to Impact Algorithm (PAIA) Life Cycle Analysis (LCA) can be grouped into four categories which include Manufacture, Transport, Use, and End of Life. Below is a brief description of each phase.

Manufacture: This life cycle phase captures emissions generated during the extraction, production, and transport of raw materials, the manufacture of components and subassemblies (including the product packaging) and product assembly.

Transport: Emissions included in the transport phase include all those generated during the air, ocean or land transport of finished or semi-finished Lenovo products between Lenovo facilities and from Lenovo facilities to customers.

Use: In use energy consumption is calculated in accordance with the U.S. Environmental Protection Agency's Energy Star® Typical Energy Consumption (TEC) methodology. Calculated energy consumption is then used in combination with average emissions factors for the designated country of use to calculate emissions.

End of Life: It is assumed that a designated portion of the product (see table above) is recycled at the end of the use period determined in the TEC methodology. It is also assumed that the balance of the product waste materials is disposed of by landfill. Emissions generated during the mechanical destruction, separation and transport of end of life materials are included in the calculation.

Products scope of this sheet includes desktop computer, integrated desktop computer, notebook computer, monitor and tablet. This document is only valid in connection with "THE ECO DECLARATION" of the specific product.