


Lenovo Product Carbon Footprint (PCF) Information Sheet


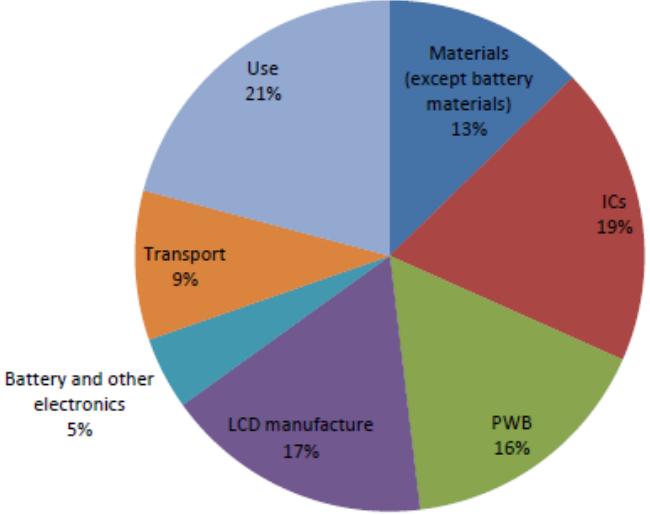
PC/Notebook/Monitor/Tablet

Commercial Name	ThinkPad 10 (2nd Gen)	
Model Number	20E3, 20E4	
Issue Date	2016-10-06	

Product Environmental Attributes

(a) Product Carbon Footprint Value: 295 kg of CO₂e (see Note 1 below)

(b) Product Picture: **(c) Life Cycle Detail by Component & Life Stage (Pie Chart) :**

	 <table border="1"> <caption>Life Cycle Detail by Component & Life Stage (Pie Chart)</caption> <thead> <tr> <th>Component & Life Stage</th> <th>Percentage</th> </tr> </thead> <tbody> <tr> <td>Use</td> <td>21%</td> </tr> <tr> <td>Materials (except battery materials)</td> <td>13%</td> </tr> <tr> <td>ICs</td> <td>19%</td> </tr> <tr> <td>PWB</td> <td>16%</td> </tr> <tr> <td>LCD manufacture</td> <td>17%</td> </tr> <tr> <td>Battery and other electronics</td> <td>5%</td> </tr> <tr> <td>Transport</td> <td>9%</td> </tr> </tbody> </table>	Component & Life Stage	Percentage	Use	21%	Materials (except battery materials)	13%	ICs	19%	PWB	16%	LCD manufacture	17%	Battery and other electronics	5%	Transport	9%
Component & Life Stage	Percentage																
Use	21%																
Materials (except battery materials)	13%																
ICs	19%																
PWB	16%																
LCD manufacture	17%																
Battery and other electronics	5%																
Transport	9%																

Note 1: All estimates of carbon footprint are uncertain. Lenovo reports the 95th percentile of the carbon footprint estimate to reflect that uncertainty. For this product, that estimate has a mean of 136 kg of CO₂e and standard deviation of 97 kg of CO₂e. Other organizations might report this value as 136 +/- 97 kg of CO₂e.

This PCF was generated using the Product Attribute to Impact Algorithm model, Version 9, Date: June, 2015 (Product Type: Tablet), © Massachusetts Institute of Technology's Materials Systems Laboratory, August 2012. Please refer to the Intended Uses and Limitations of the PAIA Model, © Massachusetts Institute of Technology's Materials Systems Laboratory, August 2012 for further details. [Link to Document](#)

This calculation was based upon a Lenovo ThinkPad 10 (2nd Gen) with the assumptions and configuration described in the calculation assumptions in the next page.

This pie chart provides the percent contribution of the mean value for each element of the analysis for the full life cycle CO₂e impacts of the product. Individual elements displaying 0% are less than 0.5%.

Assumption Table

Category	Element	Unit	Input	Mean	COV
Product Specifics	Product Weight	kg	Input	0.62	Primary
	Form Factor	no unit			
	Screen Size	inches	10.1		
	Product Lifetime	years	Default		
Location	Assembly Location	no unit	CN		
	Use Location	no unit	US		
Transportation from Assembly to Customer	To country of use: by air	fraction	Input	0.5	Medium
	To country of use: by ship	fraction	Input	0.5	Medium
	To country of use: by rail	fraction			
	To country of use: by truck	fraction			
	In country of use: by air	fraction	Input	0.5	Medium
	In country of use: by ship	fraction			
	In country of use: by rail	fraction			
	In country of use: by truck	fraction	Input	0.5	Medium
End of Life	Fraction Recycled (remainder to landfill)	fraction	0.8		
	Fraction Shredded Recycling (remainder to manual)	fraction	0.5		

The PCF value is calculated using the specific attributes above for assembly, use and transportation mode. If you need any other country specific information, please contact environment@lenovo.com.

Notes:

Life cycle phases included in the streamlined Product Attribute to Impact Algorithm (PAIA) Life Cycle Analysis (LCA) can be grouped into four categories which include Manufacture, Transport, Use, and End of Life. Below is a brief description of each phase.

Manufacture: This life cycle phase captures emissions generated during the extraction, production, and transport of raw materials, the manufacture of components and subassemblies (including the product packaging) and product assembly.

Transport: Emissions included in the transport phase include all those generated during the air, ocean or land transport of finished or semi-finished Lenovo products between Lenovo facilities and from Lenovo facilities to customers.

Use: In use energy consumption is calculated in accordance with the U.S. Environmental Protection Agency's Energy Star® Typical Energy Consumption (TEC) methodology. Calculated energy consumption is then used in combination with average emissions factors for the designated country of use to calculate emissions.

End of Life: It is assumed that a designated portion of the product (see table above) is recycled at the end of the use period determined in the TEC methodology. It is also assumed that the balance of the product waste materials is disposed of by landfill. Emissions generated during the mechanical destruction, separation and transport of end of life materials are included in the calculation.

Products scope of this sheet includes desktop computer, integrated desktop computer, notebook computer, monitor and tablet. This document is only valid in connection with "THE ECO DECLARATION" of the specific product.